




Powerful, high-performance measurement solutions

# Essential Potentiostats.





# Benchmark software. High-performance hardware.

The perfect marriage of performance and control.

Modular, durable, single and multi-channel electrochemical workstations designed to meet both classical and demanding electrochemical research needs, the Essential range features **EIS up to 1 MHz**, with measurable current from **1 A down to 20 nA**, and the possibility of extending up to **800 A with boosters**.

No compromise has been made on quality in a range of potentiostats driven by EC-Lab<sup>®</sup> software, the same control interface that drives BioLogic's Premium instruments.

Advanced functionality such as Ethernet capability will help you manage multiple instruments from one computer as well as facilitate group-working. And **Quality Indicators** make the validation of EIS measurements simple.

Visit our YouTube channel and Learning Centre for scientific articles, EC-Lab<sup>®</sup> tutorials and product support information.  
<https://www.biologic.net/topics/>



YouTube  
Channel

# Essential measurement tools for electrochemists

## Specification

Minimum/Maximum Capabilities

**Channels:** 1 to 16

**Standard Voltage:**  $\pm 10$  V

**Max Voltage:** +60 V

**Current:** 20 nA to 800 A

**EIS:** Up to 1 MHz

**Multichannel**

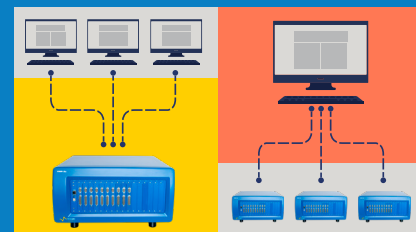


**Single channel**



## Ethernet capability for increased flexibility/improved group working

Share an instrument's channels via multiple PCs, or share multiple instruments from your PC.



## The most comprehensive and user-friendly software available

**EC-Lab<sup>®</sup>** is widely regarded as the **benchmark control and analysis software** by scientists across the globe. As simple to use as it is powerful, EC-Lab<sup>®</sup> offers a wide range of unique functionality that can help drive your projects forward.

### Preset or bespoke techniques

80+ techniques

### Integrated graphics

Customize graphs within EC-Lab<sup>®</sup>

### Experiment sequence builder

Build sequential experiments based on conditional limits

### External device control

(multiple devices)

### Extensive analysis functionality

Including Z Fit for advanced EIS modeling

### No need to plan experiments

Modify measurements "on the fly"

## SP-50e: The perfect instrument for education & general use



**Channel capability: 1**  
**Voltage:  $\pm 10$  V**  
**Current:  $\pm 1$  A down to 20 nA**

- Highly cost-effective workstation- now with EIS
- Simple, easy-to-use, compact chassis
- Ideal for general use and education - perfect for new researchers
- Exploit the power and performance of EC-Lab<sup>®</sup> with a limited budget

## SP-150e: From tens of nA to 800 A The power to do more

- Two channels: perfect for rotating ring disk electrodes (RRDE)
- Highly modular potentiostat. Users can easily add high current boosters (no factory upgrade required)
- Future proof: instrument easily upgraded with EIS and a new channel



**Channel capability: 2**  
**Voltage:  $\pm 10$  V**  
Adjustable between  $-20$  V to  $+20$  V  
**Current:  $\pm 1$  A down to 20 nA**

## VSP: A versatile, 5-channel, research-grade, instrument



**Channel capability: 5**  
**Voltage:  $\pm 10$  V**  
Adjustable between  $-20$  V to  $+20$  V  
**Current:  $\pm 0.4$  A down to 20 nA**

- Versatile, modular instrument for general needs
- Future-proof: instrument can be easily upgraded with EIS, high current options and new channels
- Optional 4 A booster available

## VSP-3e: Tailor-made for energy applications

**Channel capability:** 8

**Voltage:**  $\pm 10$  V

Adjustable between  $-20$  V to  $+20$  V

**Current:**  $\pm 1$  A down to 20 nA

- Compact, upright design reduces instrument footprint and saves valuable laboratory space
- Future-proof: instrument easily upgraded with EIS, high current options and new channels



## VMP-3e: Versatility, power and performance. A do-it-all measurement tool.

**Channel capability:** 16

**Voltage:**  $\pm 10$  V

Adjustable between  $-20$  V to  $+20$  V

**Current:**  $\pm 1$  A down to 20 nA



- Research-grade instrument with 16 channel capability
- Easily upgraded by user: add channel boards or boosters
- Connect each potentiostat to an external high current booster channel – perfect for battery research/testing
- Ethernet capability via LAN – connect several computers/users to the same unit to facilitate group working

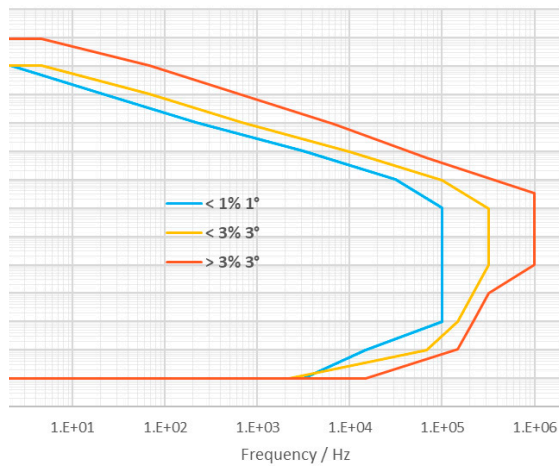
# Add-ons: Customize your potentiostat to match your field of interest.

## Modules by potentiostat

Options	Specification	Application	SP-50e	SP-150e	VSP	VSP-3e	VMP-3e
High Power booster	<ul style="list-style-type: none"> <li>• 20 V boosters: 2, 5, 10, 20 A</li> <li>• <math>\pm 3</math> V at <math>\pm 80</math> A</li> <li>• 5 V at <math>\pm 100</math> A</li> <li>• 60 V at 50 A*</li> <li>• 12 V at 200 A*</li> </ul> <p>*Up to 4 boosters can be connected to increase current capability</p>	Battery, supercapacitor, fuel cell, electroplating & electrolysis, Supercapacitor or fuel cell characterization Battery testing Battery pack characterization Large battery cells, supercapacitors or fuel cell characterization	✗	✓	✓	✓	✓
EIS	Up to 1 MHz	EIS measurements can be made and validated with BioLogic EIS Quality Indicators	✓	✓	✓	✓	✓

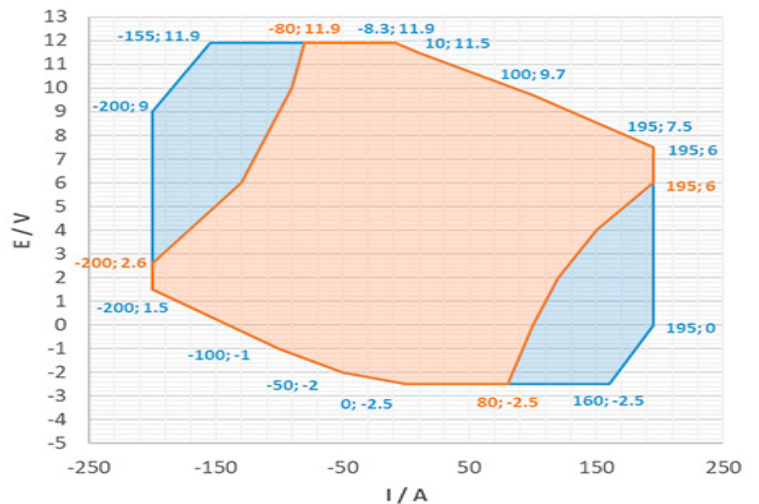
## Contour plots.

### EIS



VMP3 contour plot (example applicable to rest of Essential Potentiostat range)

### High Power



Contour plot demonstrating the high-power operating area of the FlexP boosters

## Future-proofed potentiostats

Upgrade your own instrument, quickly, in your lab. So your potentiostat grows with your needs.

## Channel Specifications

Features	Essential Specification
EIS capability	10 $\mu$ Hz to 1 MHz
Analog Ramp Generator	N/A
Floating option	CE to Ground
Filters	Software
Acquisition time	20 $\mu$ s
Electrode connections	2, 3, 4, 5
IR compensation	Manual, EIS, current interrupt (software)
Current	
Maximum current	$\pm$ 1A for "e-type" boards
Current range (standard board)	6: 10 $\mu$ A to 1 A
Lowest accuracy (standard board)	$\pm$ 20 nA on 10 $\mu$ A range
Lowest resolution (standard board)	0.8 nA on 10 $\mu$ A range
Current booster	Internal: 4 A for VSP only External: 2, 5, 10, 20, 80, 100 A, 200 A (FlexP0012), 50A (FlexP0060)
Input impedance	1 T $\Omega$ (//20 pF)
Voltage	
Compliance	$\pm$ 10 V
Max applied potential	0–20 V adjustable
Resolution	5 $\mu$ V on 200 mV
Accuracy	< 5 mV on $\pm$ 2.5 V
Maximum scan rate	200 V/s

## Only with EC-Lab®

### Modify-on-the-fly

No need to plan experiments – you modify as you go, giving you increased flexibility, easier management of long-term experiments and easier set-ups.

### Full Cell Control

Measure (not only control) the voltage between positive and negative electrodes for batteries and fuel cells, just as you do with current.

### Temperature Control Server

Manage climatic chambers from EC-Lab®, allowing users to perform automatic cycling with complex temperature profiles.

### Z inst

Compensate drift during EIS measurements, for example, battery or specimens for corrosion studies.

## Booster Specifications

	2/4/5 A	8/10/20 A	80 A/HCP-803	100 A/HCP-1005	FlexP0060	FlexP0012
Current						
Compliance	2 A: $\pm$ 2 A, 4 A: $\pm$ 4 A, 5 A: $\pm$ 5 A	10 A: $\pm$ 10 A, 20 A: $\pm$ 20 A	$\pm$ 80 A	$\pm$ 100 A	-50A; +49A	-200A ; +195A
Accuracy	2 A range: < 4 mA 4 A range: < 8 mA 5 A range: < 10 mA	10 A range: < 20 mA 20 A range: < 40 mA	80 A range: < 160 mA	100 A range: < 200 mA	0.1%+/-0.01% FSR	0.2%+/-0.02% FSR
Voltage						
Compliance	Adjustable $\pm$ 10 V range	Adjustable $\pm$ 10 V range	$\pm$ 3 V	0.6 – 5 V	0; 60V	-2.5; 11.9V
Control	$\pm$ 20 V	$\pm$ 20 V	$\pm$ 3/5 V	$\pm$ 3/5 V	0; 60V	-2.5; 11.9V
Features						
EIS frequencies	2 A: up to 150 kHz, 4 A: up to 130 kHz, 5 A: up to 120 kHz	10 A: up to 80 kHz, 20 A: up to 80 kHz	up to 15 kHz,	up to 10 kHz	10 kHz	10 kHz
Floating mode	No	No	No	No	5.6 kOhm	5.6 kOhm
Rise/fall time (potentio, no load)	15 $\mu$ s	25 to 60 $\mu$ s	95 $\mu$ s	1.7 ms	<10 $\mu$ s	<20 $\mu$ s
Parallel ability	No	No	No	No	Yes (up to 4 units)	Yes (up to 4 units)
Connection (terminal leads)	2, 3, 4, 5	2, 3, 4, 5	2, 3, 4, 5	2, 3, 4, 5	2 & 4	2 & 4
General						
Safety	Security to open circuit (TTL level)	Security to open circuit (TTL level)	Security to open circuit (TTL level)	Security to open circuit (TTL level) Temperature probe included	Security to open circuit (TTL level) Temperature probe included	Security to open circuit (TTL level) Temperature probe included

## Chassis Specifications

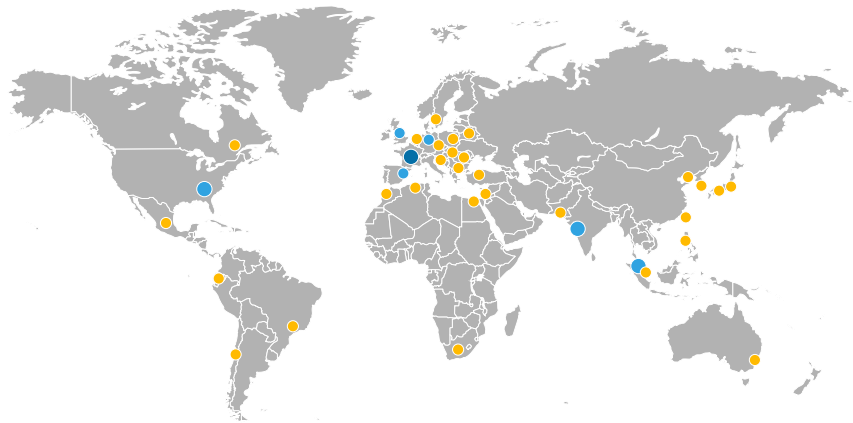
Essential	SP-50e	SP-150e	VSP	VSP-3e	VMP3e
Channels available	1	2	5	8	16
Interfaces	Ethernet, USB 2.0	Ethernet, USB 2.0	Ethernet, USB 2.0	Ethernet, USB 2.0	Ethernet, USB 2.0
Dimension HxWxD	209 x 136 x 372 mm	209 x 136 x 372 mm	95 x 435 x 335 mm	405 x 225 x 320 mm	448 x 455 x 280 mm
Weight	3.9 kg	3.9 kg	8 kg	12 kg	15 kg
Power Requirement	110 W	110 W	300 W	1000 W	850 W

We serve our customers worldwide through our subsidiaries offices and our extensive distribution network.

## **Headquarters**

### **BioLogic SAS**

4, rue de Vaucanson  
38 170 Seyssinet-Pariset  
France  
Phone: +33 476 98 68 31  
Fax: +33 476 98 69 09



## **Subsidiaries offices**

### **BioLogic USA, LLC**

USA  
Phone: +1 865 769 3800

### **BioLogic Science Instruments GmbH**

Germany  
Phone: +49 (0)551 38266900

### **BioLogic Science Instruments Ltd**

United Kingdom  
Phone: +44 (0) 333 012 4056

### **BioLogic Spain**

Spain  
Phone: +34 656 876773

### **BioLogic Pvt Ltd**

India  
Phone: +91 022 46055588

### **BioLogic Singapore**

Singapore  
Phone: +65 92335838

## **Always by your side. Wherever you are.**

We here at BioLogic pride ourselves on the quality and robustness of our instruments. However if you, for whatever reason, encounter a problem with your instrument or accessories, our global support network will help find you a solution quickly and effectively.

If you need more information, or perhaps a little inspiration, you can browse our ever-growing support database with hundreds of Learning Center articles, application/technical notes and support videos at [www.biologic.net](http://www.biologic.net).